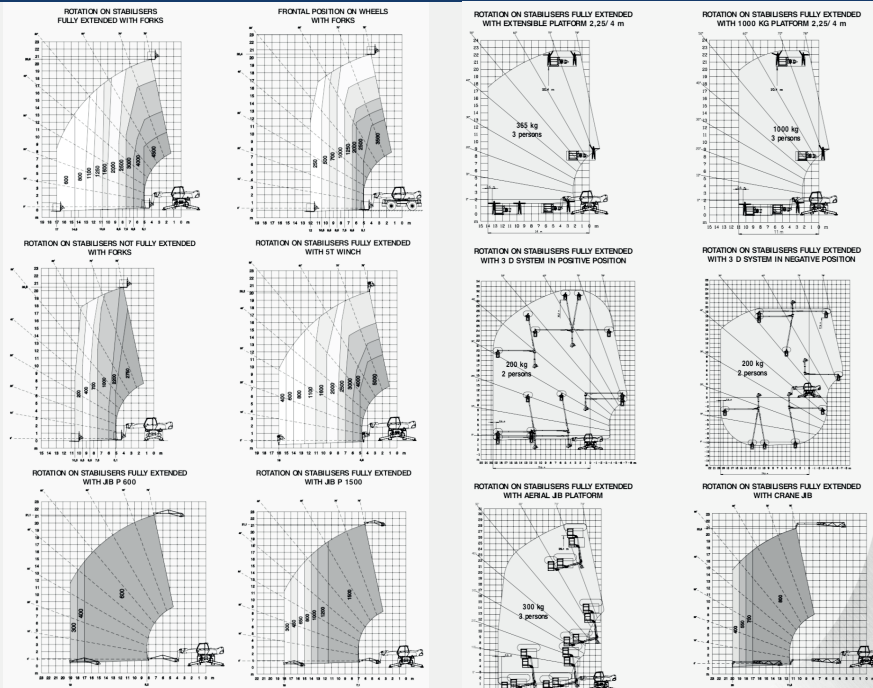
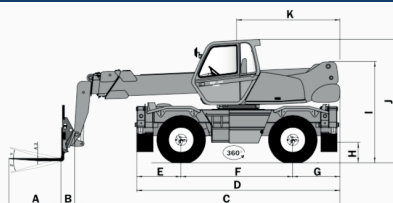


MANITOU MRT 2145

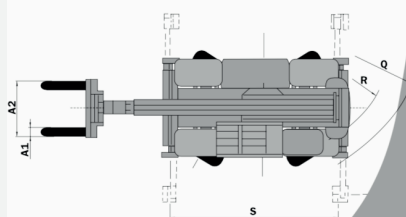
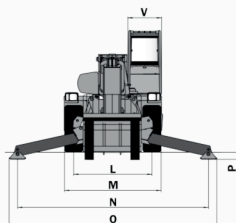
Working ranges



Dimensions



A	1200
A1	150
A2	1320
A3	60
B	290
C	6490
D	5050
E	1155
F	2750
G	1155
H	370
I	2420
J	3025
K	2485
L	1930
M	2425
N	4700
O	5100
P	200
Q	4500
R	3800
S	4550
V	950
Y	12°
Z	105°



Specifications

- Lift height : 20.60 m
- Max. reach : 17.00 m
- Engine : 123 HP - 91 kw
- 4 wheel drive - 4 wheel steer
- Hydrostatic transmission
- Levelling system